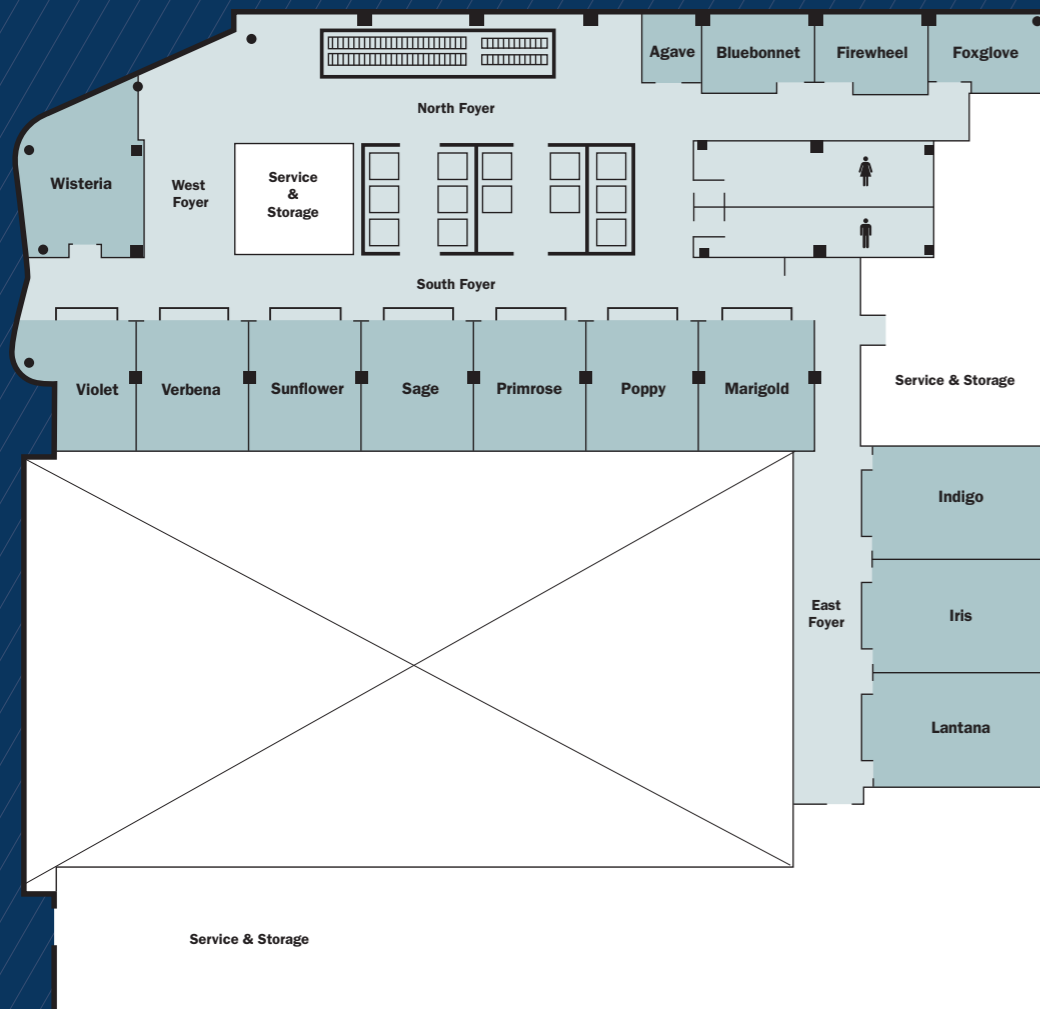


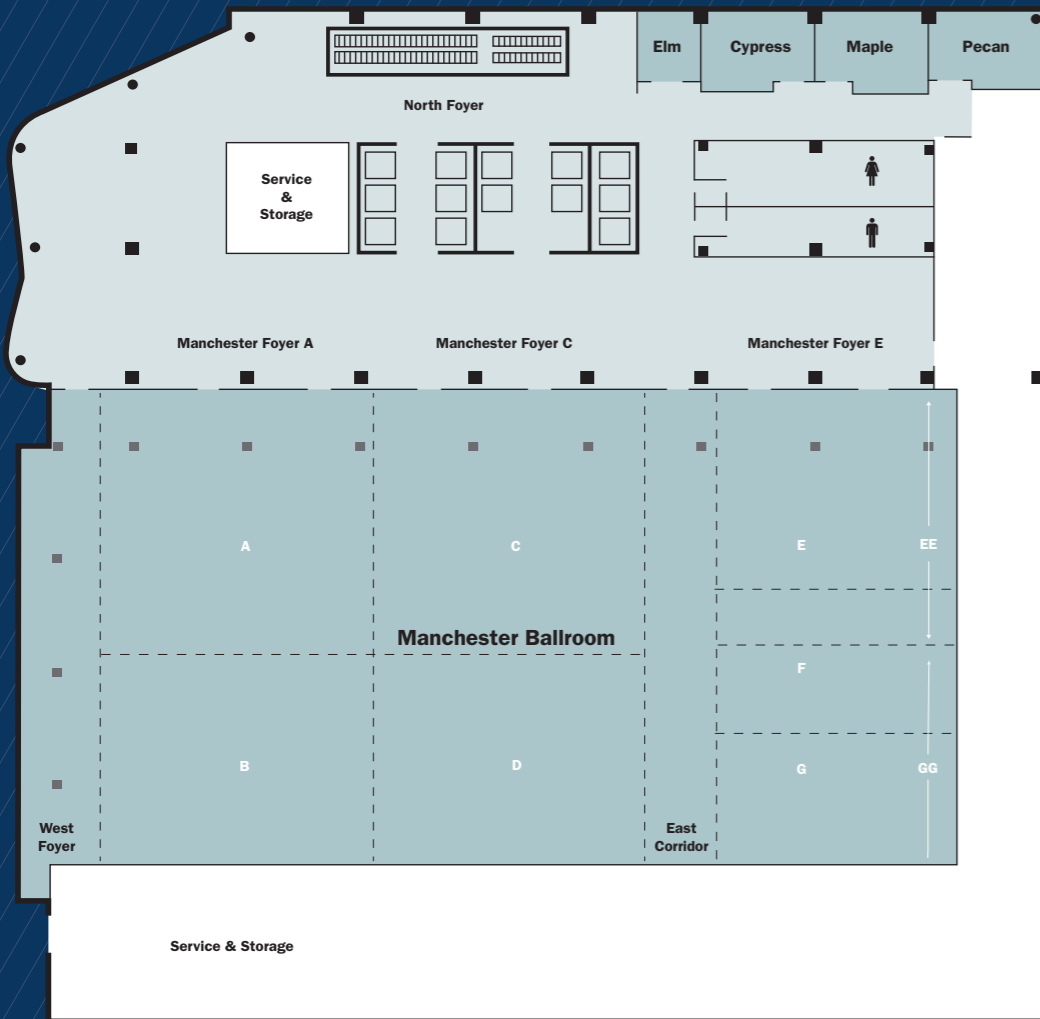
Meeting Space	Square Feet	Dimensions	Ceiling Height	Theatre	Classroom x3	Rounds x10 (72")	Hollow Square	Reception	Boardroom	U-Shape
Congressional Ballroom	26,082	207' x 126'	21.4'	2,430	1,200	1,700	330	2,400	-	-
Congressional A	9,072	72' x 126'	21.4'	784	384	500	168	715	112	141
Congressional B	9,072	72' x 126'	21.4'	840	432	600	186	760	112	147
Congressional C	7,938	63' x 126'	21.4'	784	384	500	168	800	112	141
Congressional AB	18,144	144' x 126'	21.4'	1,624	816	1,100	204	1,425	220	210
Congressional BC	17,010	135' x 126'	21.4'	1,624	816	1,100	204	1,600	220	210
Congressional AA	12,726	101' x 126'	21.4'	1,120	540	800	210	1,000	170	190
Congressional CC	11,844	94' x 126'	21.4'	1,120	540	800	210	1,000	170	190
Barton Springs	267	15' x 18'	9'	20	10	10	-	20	12	-
Hamilton Pool	560	29' x 19'	9'	56	24	30	24	55	24	21
Lady Bird Lake	560	29' x 19'	9'	56	24	30	24	55	24	21
Sculpture Falls	584	29' x 20'	9'	-	-	-	-	-	12	-
Pre-function	11,000	-	11'	-	-	-	-	1,200	-	-

3RD FLOOR FUNCTION SPACES



Meeting Space	Square Feet	Dimensions	Ceiling Height	Theatre	Classroom	Rounds x10 (72")	Hollow Square	Reception	Boardroom	U-Shape
Agave	267	15' x 18'	10.6'	20	10	10	-	20	12	-
Bluebonnet	560	29' x 19'	10.6'	56	24	30	24	55	24	21
Firewheel	560	29' x 19'	10.6'	56	24	30	24	55	24	21
Foxglove	584	29' x 20'	10.6'	-	-	-	-	-	12	-
Lantana	1,359	50' x 27'	10.6'	132	72	80	54	130	42	42
Iris	1,359	50' x 27'	10.6'	132	72	80	54	130	42	42
Indigo	1,359	50' x 27'	10.6'	132	72	80	54	130	42	42
Marigold	980	28' x 35'	10.6'	80	36	50	42	100	28	30
Poppy	1,015	29' x 35'	10.6'	80	36	50	42	110	28	33
Primrose	1,015	29' x 35'	10.6'	80	36	50	42	110	28	33
Sage	1,015	29' x 35'	10.6'	80	36	50	42	110	28	33
Sunflower	980	28' x 35'	10.6'	80	36	50	36	100	28	30
Verbena	1,015	29' x 35'	10.6'	80	36	50	42	110	28	33
Violet	859	24' x 36'	10.6'	56	24	40	36	90	36	30
Wisteria	1,179	25' x 47'	10.6'	96	33	60	42	110	36	33
Pre-function	8,760	-	11'	-	-	-	-	-	-	-

4TH FLOOR FUNCTION SPACES



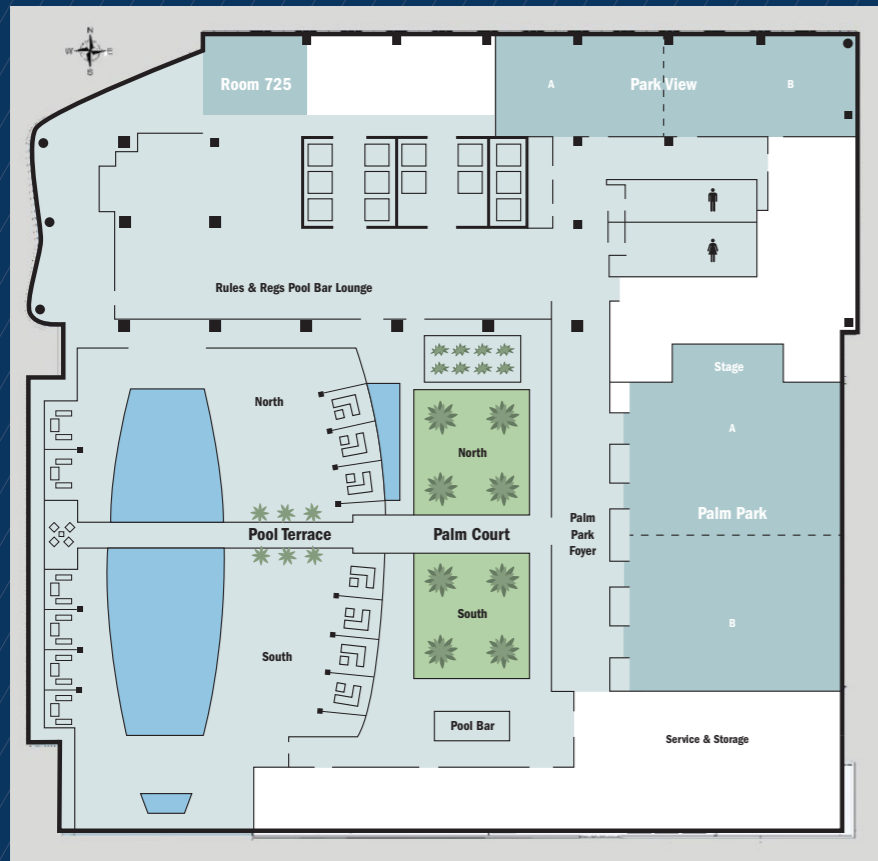
Meeting Space	Square Feet	Dimensions	Ceiling Height	Theatre	Classroom x3	Rounds x10 (72")	Hollow Square x3	Reception	Boardroom x3	U-Shape x3
Manchester Ballroom	31,125	249' x 125'	21.4'	3,240	1,479	2,200	300	3,000	-	-
Manchester A-G	28,375	227' x 125'	21.4'	-	1,428	2,400	288	2,600	-	-
Manchester A	5,112	72' x 71'	21.4'	420	216	350	102	500	72	84
Manchester B	3,888	72' x 54'	21.4'	420	216	350	90	400	72	84
Manchester C	5,112	72' x 71'	21.4'	420	216	350	102	500	72	84
Manchester D	3,888	72' x 54'	21.4'	420	216	350	90	400	72	84
Manchester E	3,380	65' x 52'	21.4'	252	120	180	78	350	54	72
Manchester F	2,405	65' x 37'	21.4'	224	120	180	78	250	54	72
Manchester G	2,340	65' x 36'	21.4'	224	120	180	78	250	54	72
Manchester AB	9,000	72' x 125'	21.4'	840	486	630	144	900	54	120
Manchester AB West	11,224	94' x 125'	21.4'	1,008	540	630	156	1,250	-	126
Manchester AD	18,000	144' x 125'	21.4'	1,560	918	1,080	210	2,200	-	156
Manchester AD West	20,750	166' x 125'	21.4'	1,840	969	1,370	222	2,100	-	161
Manchester AD East	20,000	160' x 125'	21.4'	1,820	1,020	1,300	222	2,000	-	165
Manchester AD West & East	22,500	180' x 125'	21.4'	2,160	1,071	1,500	234	2,200	-	171
Manchester CD	9,000	72' x 125'	21.4'	864	459	700	144	900	-	120
Manchester CD East	11,000	88' x 125'	21.4'	1,080	561	561	156	1,100	-	126
Manchester CG	19,125	153' x 125'	21.4'	1,944	969	1,350	216	1,900	-	171
Manchester EG	8,125	65' x 125'	21.4'	945	432	540	138	800	-	117
Manchester E-G East	10,125	81' x 125'	21.4'	1,080	540	540	150	1,000	-	123
Manchester EF	5,785	65' X 89'	21.4'	544	288	420	108	600	-	87
Manchester FG	4,608	64' X 72'	21.4'	576	288	420	108	500	-	87
Manchester EE	4,615	65' X 71'	21.4'	416	192	300	90	350	-	69
Manchester GG	3,510	65' x 54'	21.4'	416	192	300	90	350	-	69
Elm	267	15' x 18'	9'	20	10	10	-	20	12	-
Cypress	560	29' x 19'	9'	56	24	30	24	55	24	21
Maple	560	29' x 19'	9'	56	24	30	24	55	24	21
Pecan	584	29' x 20'	9'	-	-	-	-	-	16	-
Pre-function	12,900	-	11'	-	-	-	-	1,500	-	-

5TH FLOOR FUNCTION SPACES



Meeting Space	Square Feet	Dimensions	Ceiling Height	Theatre	Classroom x3	Rounds x10 (72")	Hollow Square x3	Reception	Boardroom x3	U-Shape x3
Private Foyer	416	24' x 24'	12'	-	-	-	-	-	-	-
Blanco	331	26' x 12'	11'	-	-	-	-	-	12	-
Marfa	175	12' x 14'	11'	15	6	10	-	15	6	9
Salado	187	12' x 15'	11'	15	6	10	-	15	6	9
Waco	296	14' x 20'	11'	25	12	20	18	25	16	15
Zilker A	390	15' x 24'	11'	32	18	20	-	30	12	15
Zilker B	1,294	26' x 43'	11'	70	30	60	-	60	24	27

6TH FLOOR FUNCTION SPACES



Meeting Space	Square Feet	Dimensions	Ceiling Height	Theatre	Classroom	Rounds x10 (72")	Hollow Square	Reception	Boardroom	U-Shape	Existing
Park View	3,927	119' x 33'	11.9'	400	228	250	102	420	78	105	-
Park View A	1,815	55' x 33'	11.9'	180	108	110	54	200	36	45	-
Park View B	2,112	64' x 33'	11.9'	220	120	140	60	220	42	57	-
Palm Park	6,700	67' x 100'	12.9'	780	384	480	126	900	78	102	-
Palm Park A	3,350	67' x 50'	12.9'	590	192	240	84	450	54	66	-
Palm Park B	3,350	67' x 50'	12.9'	590	192	240	84	450	54	66	-
Palm Court	4,500	54' x 150'	-	-	-	170	-	500	-	-	-
Room 725	1,500	25' x 60'	11'	-	-	-	-	100	-	-	44
Rules & Regs	3,561	66' x 90'	11'	-	-	-	-	275	-	-	145
Pool	5,310	45' x 118'	-	-	-	-	-	500	-	-	-
Pre-function	6,155	-	11'	-	-	-	-	200	-	-	-

7TH FLOOR FUNCTION SPACES